

36

EXCURSION



The Aquila 36 Excursion breaks with traditional commercial vessels with the ideal blend of powerful outboard propulsion, unwavering catamaran stability and incredibly efficient operation all while providing passenger comfort and security. The Aquila 36 Excursion can be commissioned for a wide range of operations. Options include a fully enclosed, air-conditioned deck ideal for use as a water taxi or with a partially enclosed deck suitable for scuba charter, harbor patrol or as a pilot vessel. Accommodations and seating configurations for up to 40 are adaptable and are available with varying levels of luxury.

 **AQUILA**
aquilaboats.com



WORLD CLASS CONSTRUCTION

The Aquila 36 Excursion is a purpose-designed and built boat, focused on being better than products available on the market today.

Compared to monohulls, a catamaran design offers more stability, more room, more efficiency and better sea keeping attributes when designed with high bridge deck clearance.



DESIGNED WITH PERFORMANCE IN MIND

The entire hull, deck, bulkhead and coach roof are vinyl ester resin infused which outperforms the polyester used in all fiberglass reinforced plastic small ferry boats.

There are no plywood or wood structural parts anywhere in the boat (which otherwise can lead to rot over time). Due to the resin infusion process, delamination is virtually eliminated.


PASSENGER COMFORT

Due to the space on board the Aquila 36 Excursion more passengers can be accommodated than a monohull of the same length.



EFFICIENT OPERATION

Compared to a monohull that accommodates a similar load, the Aquila 36 Excursion will operate at 25% less cost per person when based on a ratio of per Passenger.





SPECIFICATIONS

Length Overall (including aft deck, GRP)	10.89 M / 35' 09"
Beam Overall (including rub-rail)	4.48 M / 14' 8"
Displacement	6,700 KG / 14,770 LB
Fully loaded displacement	8,800 KG / 19,400 LB
Hull draft with outboards up	0.45 M / 1' 6"
Fully loaded draft with outboards up	0.53 M / 1' 9"
Air draught with antenna and radar	3.0 M / 9' 10"
Air draught fully loaded	3.1 M / 10' 1"

TANKAGE

Fuel tank (approx)	2X 675=1350 L / 2X 178=356 GAL
Water tank optional	200 L / 52 GAL
Holding tank optional	80 L / 21 GAL

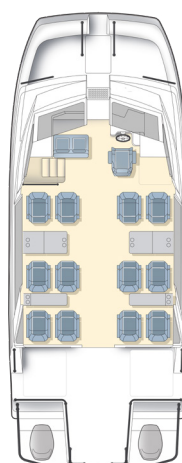
CONFIGURATIONS

Water taxi	12 to 36 passengers, 3 crew
Scuba	24 to 30 passengers, 2 crew
Patrol	5 passengers

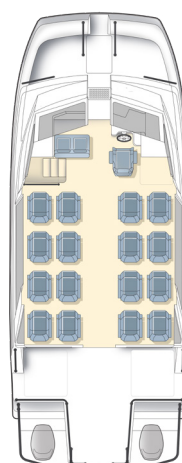
ENGINES

2X SEAPRO V8 250 HP 30" Outboard

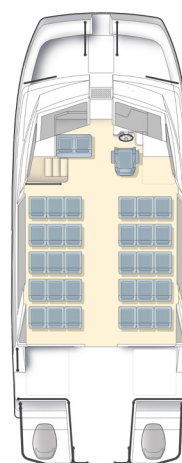
2X SEAPRO V8 300 HP 30" Outboard



12 PASSENGERS



16 PASSENGERS



30 PASSENGERS



Builder:



Design & Styling:



Concept:



All specifications and options are subject to change by Sino Eagle Yachts at their sole discretion. Certification for area of operations to be checked by purchaser. Any modifications required are the sole expense of purchaser. Specifications and graphics in this brochure are non binding and customer must enter into contractual agreement with the Dealer or Agent of Record.

aquilaboats.com