

YACHT

SANLORENZO

SL
90/A

SL
90/A



SL
90/A



SL
90/A



SL
90/A



SL
90/A



SL
90/A



SL
90/A



SL
90/A



SL
90/A



SL
90/A



SL
90/A




SL
90/A



SL
90/A





SL
90/A



15. Salon

SL90/ ASYMMETRIC

SL
90/A



16. Dining area

SL90/ ASYMMETRIC

SL
90/A






SL
90/A



19. Owner's cabin

SL90/ ASYMMETRIC



SL
90/A



SL
90/A



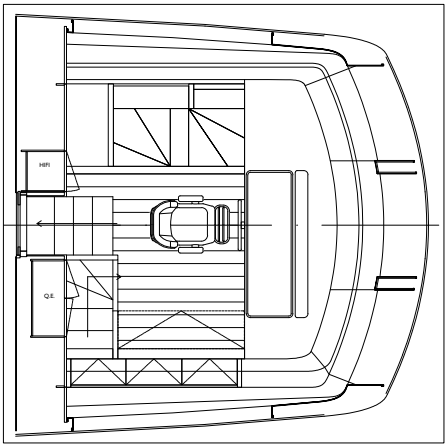
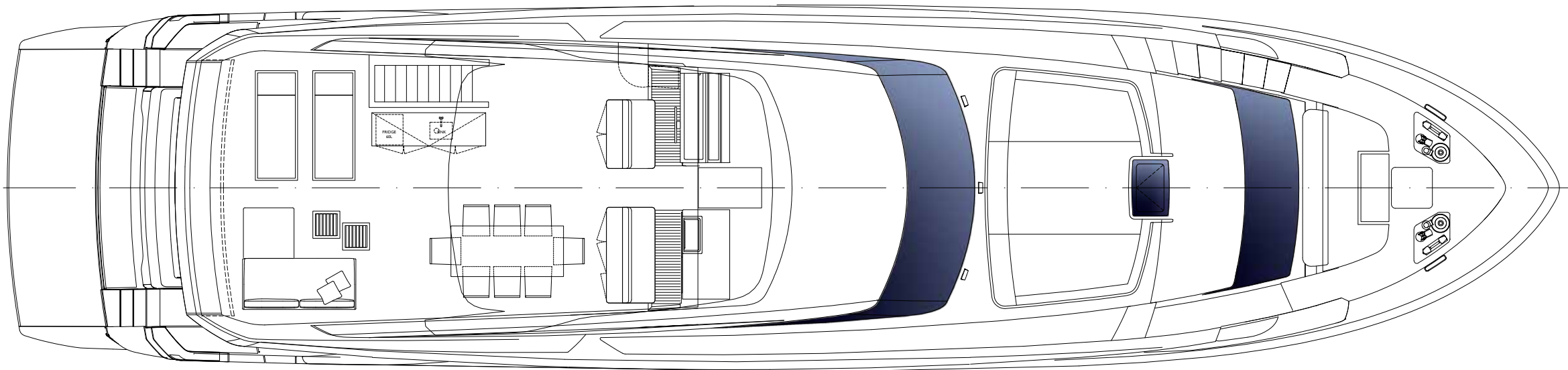
SL
90/A



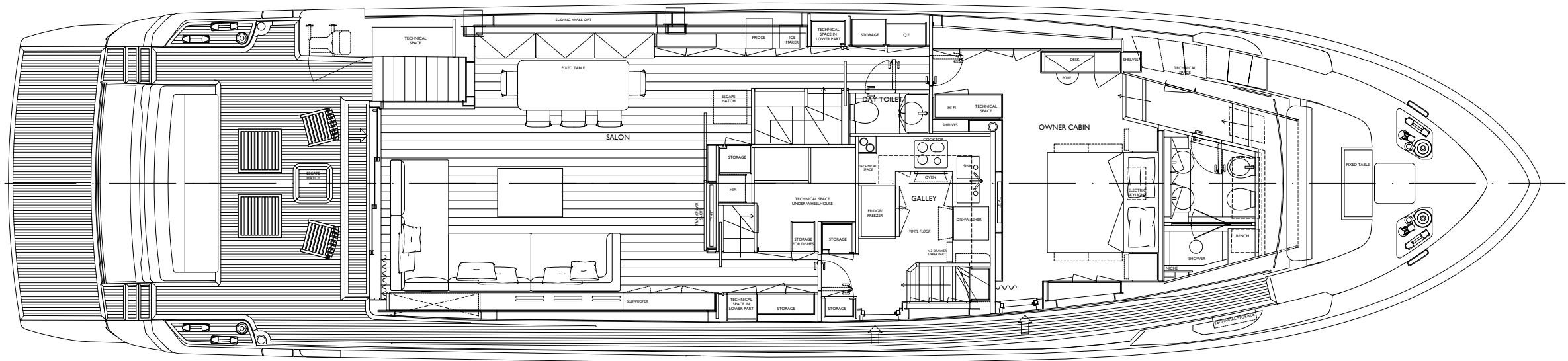
SL
90/A

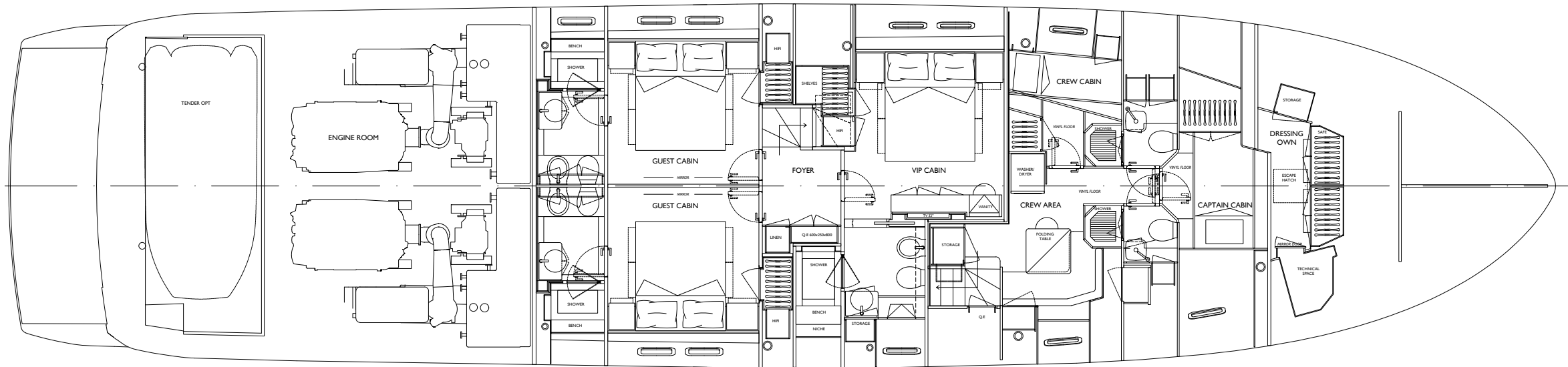






Wheelhouse





Length overall	27,60 m
Hull length	23,97 m
Maximum beam	6.50 m
Construction height	2.96 m
Displacement @ half load (*)	95 t
Displacement @ full load (*)	101 t
Waterline length @ half load	22.65 m
Waterline length @ full load	22.68 m
Draught @ half load	1,87 m
Draught @ full load	1.93 m
Guest accommodation	8 people
Crew accommodation	3 people
Engine	2 x MAN 12V - 2000 HP
Consumption (approx.) (**)	2 x 400 l/h @ 2300 rpm approx.
Power output @ 100% MCR (**)	1471 kW @ 2300 rpm
Gearbox	2 x ZF 3055V – i = 3,00 :1
Transmission	V-Drive
Propeller	4 blades NiBrAl “S” class
Shafts	Aquamet 17 or equivalent
Gensets	1 x 28 kW + 1 x 35 kW
Rudders	AISI 316 stainless steel
Maximum speed (approx.) (***)	29 kn
Cruising speed (approx.) (***)	25 kn
Economical speed (approx.) (***)	10 kn
Max range @ economic speed (approx.)	1100 nm
Deadrise	15°
A/C power	144000 btu/h
Fuel capacity	9000 l
Fresh water capacity	1700 l
Black water capacity	400 l
Grey water capacity	400 l
Tender length	max 4,35 m
Tender weight	700 kg

* Displacement data refers to a yacht with standard layout as described in the sales specification
** Main engine performance data and characteristics are derived from the manufacturer’s specification
***Speed data refer to a yacht with standard layout as described in the sales specification, considering a third of liquid weight, a third of luggage weight (25kg per bed) and 5 crew members (80kg each).

This brochure shall not be regarded as a contractual offer regarding the sale of yachts from the shipyard to individuals or companies. All the information contained in this brochure, including without limitation any technical or performance data, pictures, and drawings, are mere indications with no contractual value.

This document is based on the information available at the time it is published. In spite of the commitment aimed at guaranteeing maximum possible accuracy, the information contained herein may not cover all the details and any technical-commercial modifications introduced after printing, or may describe features that are not present.